


B

The Arts & Crafts Movement in CNY,  
Stickley's Eastwood factory,  
& their influence on Eastwood.

Eastwood



## Beth Crawford

- Eastwood resident
- ENA founding member
- Project Manager at Crawford & Stearns, Architects and Preservation Planners

## David Dalton Rudd

- Eastwood business owner
- Gustav Stickley expert
  - President, Gustav Stickley House Foundation, Inc.



Eastwood



# ARTS & CRAFTS MOVEMENT

## Arts & Crafts Movement in England & Scotland

- Lead by the writer and Idealist John Ruskin and architect & designer William Morris
- Quality, craftsmanship, and simplicity
- Often inspired by nature
- Anti-industrial revolution, improve working conditions
- Craftsman guilds for decorative arts  
furniture, fabrics, pottery, tiles, and accessories




D

# ARTS & CRAFTS MOVEMENT In Central New York

Early in the 20<sup>th</sup> century Central New York became an important center of the Arts & Crafts Movement.

The Gustav Stickley Co. / Craftsman Workshops / United Crafts

- Establishes his business in Eastwood in 1893
- Stickley's first A&C furniture introduced in 1900
- Produces furniture in Eastwood until 1916.




## GUSTAV STICKLEY

- Furniture maker.
- Pioneer of the American Arts & Crafts Movement.
- Publisher of "The Craftsman" magazine 1900-1916
- Major Influencer of the Arts & Crafts Movement
- Referred to his work as "Craftsman" (not Mission)
- Promoted his "Craftsman" furniture, architecture, and decorative arts.



## GUSTAV STICKLEY FURNITURE

- Reflected his ideals of:
  - simplicity
  - honesty in construction
  - truth in materials
- Characterized by:
  - unadorned plain surfaces,
  - exposed mortise & tenons
  - enhanced wood grain
  - craftsmanship



D


# ARTS & CRAFTS MOVEMENT In Central New York

## Adelaide Robineau

- Ceramics and art pottery 1901-1929
- Ceramic Studio magazine
- Strathmore neighborhood

## Henry Keck

- Arts & Crafts period art glass
- Stained glass studio 1913-1974
- Studio West Genesee Street



Miss Bertha Riblet Mrs. A. A. Robineau  
Miss Jessie M. Bard Mrs. Kathryn E. Cherry Mr. Dawson Watson

D

# ARTS & CRAFTS MOVEMENT In Central New York

## Onondaga Metal Shops

- founded 1905-1906
- located downtown 581 South Clinton
- copper and iron decorative accessories



## Benedict Art Studios

- East Syracuse in 1906
- hand wrought iron, brass and fine copper
- lamps, chandeliers, lanterns, candlesticks, and andirons.

FABRICS, FANCY GOODS AND NOTIONS. 35

## Benedict Art Studios

Succeeding  
The Onondaga Metal Shops  
Works in  
Iron, Brass and Copper

Including  
Lamps  
Lanterns  
Chandeliers  
Electrifiers  
Umbrella  
Stands  
Jardinieres  
Smoking  
Sets  
Ash Trays  
Match  
Holders  
Serving  
Trays  
Chatting  
Dishes  
Wine Coolers  
Etc., Etc.

Write for our FOUR NEW CATALOGS, illustrating Silver Plated Hollow ware, Flatware and Novelties.  
They cost you nothing. We PREPAY the CHARGES.

### BENEDICT MFG. CO.


New York Showroom, 409 BROADWAY  
East Syracuse, N. Y.



# ARTS & CRAFTS MOVEMENT In Central New York

## Other Furniture Manufacturers in CNY

- Onondaga Shops – owned by Leopold Stickley
- L & JG Stickley – established in Fayetteville  
Arts & Crafts line until 1922  
now Stickley, Audi & Company
- J.M. Young Furniture Company – Camden, NY  
1904-1950



D

# ARTS & CRAFTS MOVEMENT In Central New York

Early in the 20<sup>th</sup> century Central New York became an important center of the Arts & Crafts Movement.

## Ward Wellington Ward

- architect practiced in Syracuse ±1911-1932
- highly influenced by the Arts & Crafts Movement and Gustav Stickley
- several "WWW" homes in Eastwood

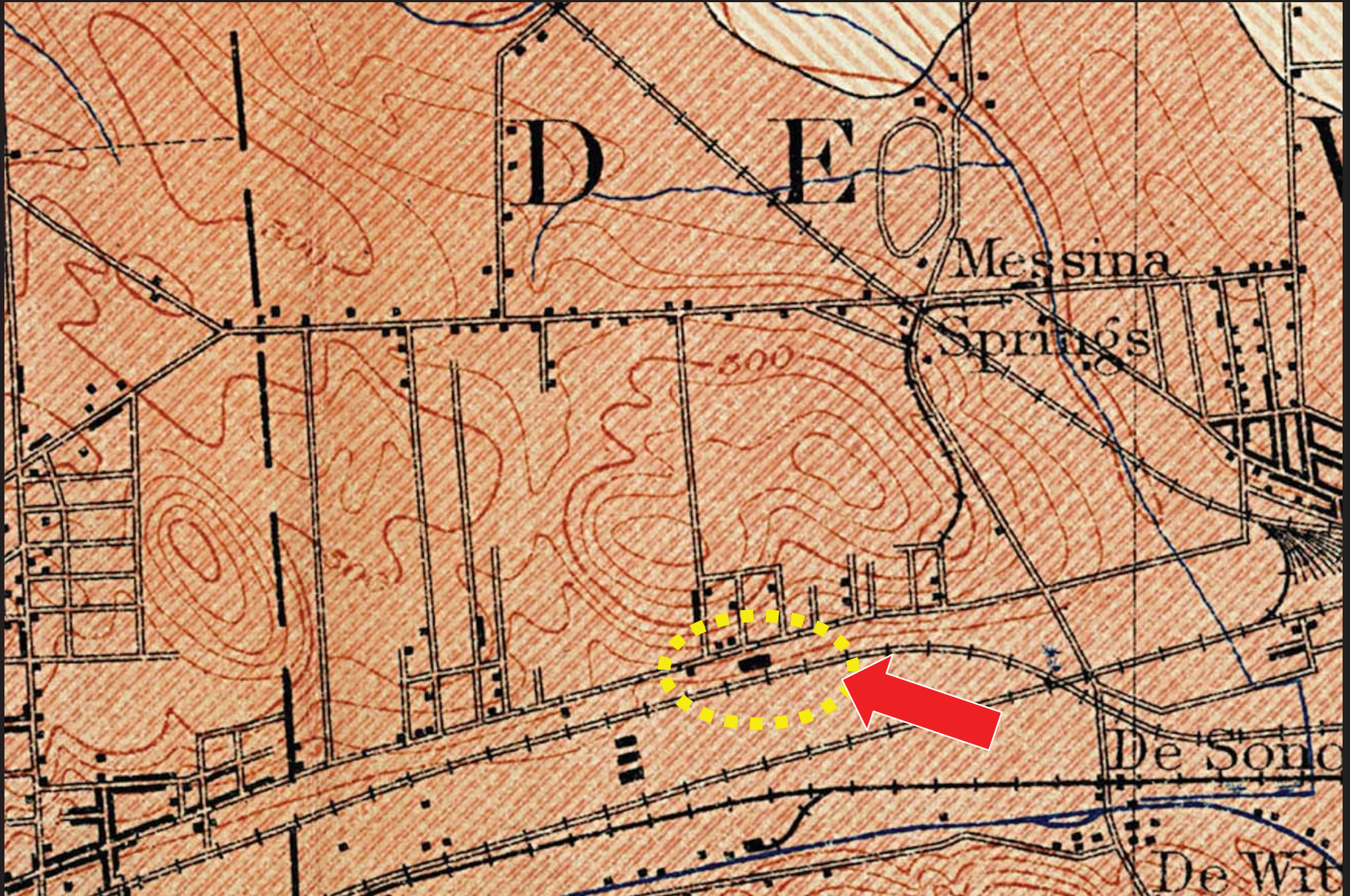


B

# THE STICKLEY FACTORY

Eastwood, New York


1914



B

# THE STICKLEY FACTORY

Eastwood, New York



B

# THE STICKLEY FACTORY

Eastwood, New York



*The Craftsman, October 1902 - View Looking NE*

B

# THE STICKLEY FACTORY

Eastwood, New York




The Craftsman, October 1902 - View Looking NE

B

# THE STICKLEY FACTORY

Eastwood, New York



The Craftsman, October 1902 - view Looking NE

B

# THE STICKLEY FACTORY

Eastwood, New York



1902

Photo: Canal Society of New York, c.1900-1918



B

# THE STICKLEY FACTORY

Eastwood, New York



Photo: Canal Society of New York, c.1900-1918

B

# THE STICKLEY FACTORY

Eastwood, New York



Photo: Canal Society of New York, c.1900-1918

B

# THE STICKLEY FACTORY

Eastwood, New York




Photo: Canal Society of New York, c.1900-1918

B

# THE STICKLEY FACTORY

Eastwood, New York



Photo: Canal Society of New York, c.1900-1918

B

# THE STICKLEY FACTORY

Eastwood, New York



From the collection of The Stickley Museum, L. & J.G. Stickley, Inc. Photo c.1906

B

# THE STICKLEY FACTORY


Eastwood, New York



B

# THE STICKLEY FACTORY


Eastwood, New York



B

# THE STICKLEY FACTORY

Eastwood, New York





B

# THE STICKLEY FACTORY

Eastwood, New York





B

# THE STICKLEY FACTORY

Eastwood, New York

L. & J.G. Stickley Factory  
1916-1966



From the collection of The Stickley Museum, L. & J.G. Stickley, Inc. c.1940s

B

# THE STICKLEY FACTORY

Eastwood, New York



B



B



# DEVELOPING EASTWOOD

## Early Eastwood Factories

- Gustav Stickley - 1893
- Pierce Butler Pierce Plant - 1893
- Candee Incubator Plant - 1910
- Onondaga Steel
- Schleit Manufacturing Co.

## Other Eastwood Factories

- Lamson - 1921
- Killian Manufacturing - 1921
- Lenox Furnace Co - 1923

First Church 1894

Village of Eastwood incorporated 1895 - part of the Town of Dewitt

First Fire Department 1905

Population in 1919 - 2000 residents

Officially absorbed (annexed) by City of Syracuse - August 6, 1926



D

# EARLY 20<sup>TH</sup> C. EASTWOOD

1914



# EARLY 20<sup>TH</sup> C. EASTWOOD

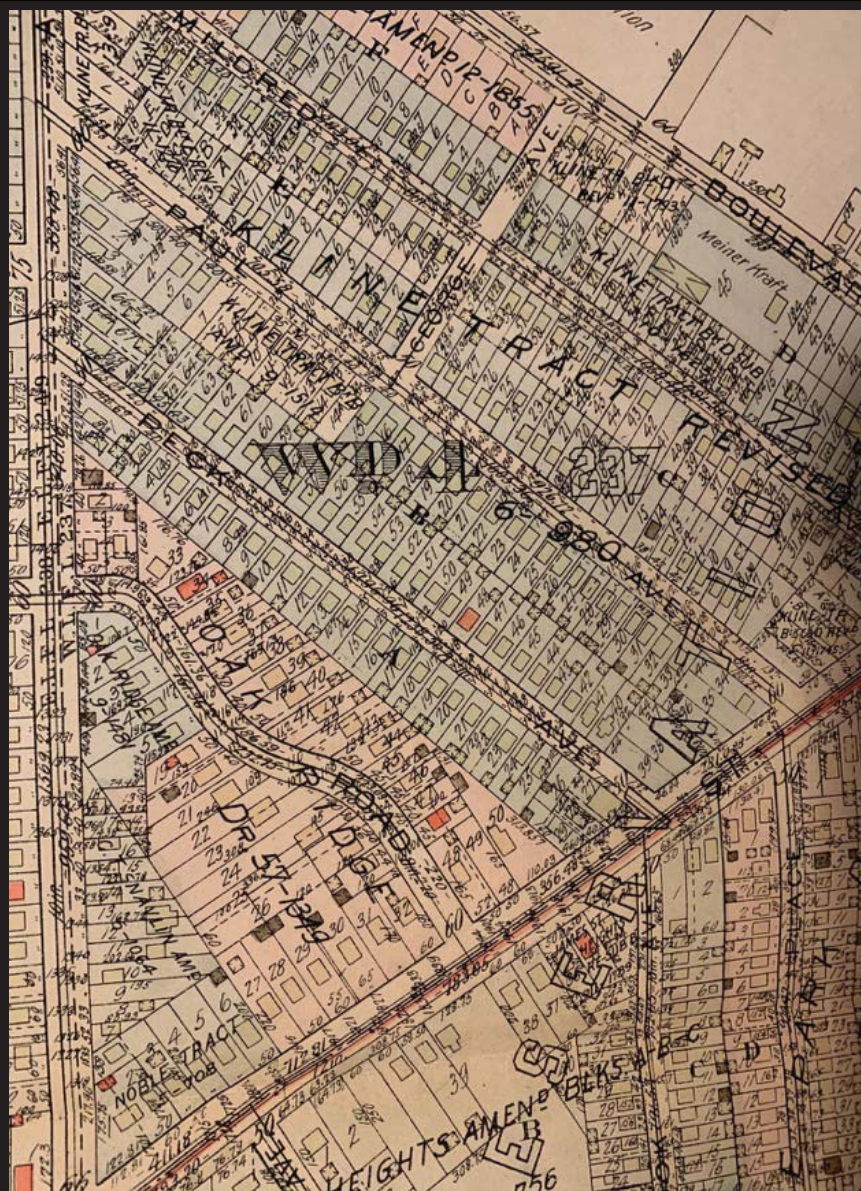
1914

## NINE BUILDING LOTS SOLD ON WASHINGTON HEIGHTS

Nine building lots were sold during the past week in the Washington Heights section at **Eastwood** by W. A. Keenan. All of the lots sold are located in Midler avenue. The buyers were:

C. J. Carlton, two lots; P. J. McDonald, two lots; Irving Burgard, J. W. Rogers, M. D. McAuliff, Frank W. Davidson and George H. Bedford.

Each of the purchasers, it is said, will erect houses this fall.





D

# GALLOWAY DRUG STORE



*Mid 1930s*

D

# GALLOWAY DRUG STORE



*Early 1930s*

D

# DALTON'S ANTIQUES



1990

Dalton's American Decorative Arts and Antiques

D

# DALTON'S ANTIQUES



Dalton's American Decorative Arts and Antiques

# EASTWOOD'S BOOM

## GREAT BUILDING BOOM STARTED AT EASTWOOD

*1922* *7-16-22*  
More Than 100 Houses Under Construction or Already Ready for Occupancy.

One of the greatest building booms in the city's history is now under way in Eastwood, in the section adjacent to the new Lamson plant, which is rapidly approaching completion. Within an area less than half a mile square there are more than 100 houses under construction or recently built.

These homes are attractive places of moderate cost, such as will be occupied by the tradesmen, superintendents and others employed in the various industries in this section. The majority of these places cost \$3,500 to \$7,500.

Frank Sears has completed a very attractive bungalow at 120 South Midler avenue. The bungalow is of clapboard exterior, with a large porch across the entire front. There are five rooms and bath, and the living room has a large tapestry brick fireplace. Mr. Sears has taken possession.

Frank Watson has completed an attractive bungalow at 122 South Midler avenue. The exterior is of clapboard and shingle, with a latticed porch across the front with flower boxes. There is a large living room.

## STICKLEY MEN

You men of the Arts and Crafts who create and build such artistic things in furniture for the beautifying of the homes of others should have a thought of

### A Home of Your Own

Select one of the lots on the Heights that overlook your craft shop and be near your work while your family enjoy good health, pure air and full comfort.



## EASTWOOD HEIGHTS

Offers exceptional advantages to you, both from the point of investment and home comfort. Send or come to the office for a beautiful photographic birdseye view of Eastwood Heights free.

### Corporation Liquidating Co.

Developers of Eastwood Heights  
980-984 Gen. Co. Savings Bank Building Old Phone 2006

is a great improvement that will not cost the property owners anything.

AT THE present time there are 200 houses under construction in the village of Eastwood. This village has shown greater growth in the past several years than any section of Syracuse. This is largely due, of course, to the many new industries locating just over the line in the town of Dewitt. Several hundred railroad men live in Eastwood. Everybody out that way would like to see the New York State Railways extend the Burnet av. line straight out to East Syracuse. This would afford a great relief. The company admit that this is desirable, but say they haven't the money to build a bridge over the New York Central tracks.

SO HERE you have some random facts about the village of Eastwood which the people say Mayor Walrath wants to annex to Syracuse against their will.

SOME day Solvay, Liverpool, Eastwood and Onondaga Valley will be a part of Syracuse. The city will spread and absorb them.

## BUILDING BOOM SEEMS STARTED FOR SYRACUSE

Reduction in Costs of Material Coincident With Bigger Number of Permits.

NINE CALL FOR HOMES

Sales of Vacant Lots Again Reported After Months of Inactivity.


“be near your work while your family enjoys good health, pure air and full comfort.”

# EASTWOOD'S BOOM



Shotwell Park  
Clifton Place  
Hastings Place  
Cook Avenue

# EASTWOOD'S BOOM



We have an open stairway with balcony landing with triple bay windows, built-in window seat and built-in telephone cabinet with statue light, which leads to a large hall with linen closet. There is a master bedroom, 11x27 feet, with many windows and window seats. There are two other exceptionally large and completely tiled. Has pedestal plumbing, built-in bath tub, laundry chute and large medicine cabinet with plate glass mirror. The bath is completed with vanity table and mirrors. Each room throughout the house is generously supplied with base plugs. Trim on upper floor is white enamel and mahogany with dainty decorations. This property is open for inspection by appointment only. The price will surprise you and terms can be arranged.

**COURT ST. SEC.**

**A STEP FROM COURT ST.**  
Near CALIFORNIA, \$7,500  
Just one block from Court on a street with high-class homes. There is a large living room with open brick fireplace, dining room, kitchen, three large airy bedrooms and bath all on one floor. A large attic with room for two bedrooms. The trim is ivory and mahogany with other oak floors throughout. There is a large lot and one-car garage.

**BELLEVUE SECTION**

**NEAR ONONDAGA PARK**  
\$8,000

For the cottage type bungalow with all improvements. Four rooms and bath. White enamel trim and hardwood floors. An ideal place to live while you are building your new home. The lot is 48x112.

**CALIFORNIA BUNGALOW**

\$8,500  
Large living room with open fireplace, dining room, kitchen with every convenience, one large bedroom and bath on first floor. Two large bedrooms on second floor. This new bungalow is situated on a large well-landscaped lot and commands a wonderful view. A one-car garage completes the property.

**NEAR BELLEVUE AVE.**

Two—\$12,000  
Each apartment has a large living room with fireplace, dining room, kitchen on first floor and three large bedrooms and bath on second. Two gas ranges, laundry trays, two furnaces. The lot has a frontage of 61 feet and there is a two-car garage. A large first mortgage with 2% interest.

**JUST OFF STOLP AVE.**

CALIFORNIA—\$2,000  
New bungalow with a large living room with fireplace and built-in bookcase, dining room, kitchen, three bedrooms and bath on one floor. Sleeping porch, laundry trays, pedestal plumbing, gas range. Oak floors and trim throughout.

**NEW TWO-FAMILY**

\$12,500  
Each apartment has living room with fireplace, dining room, kitchen, three bedrooms and bath. White enamel and mahogany trim, oak floors. This home complete in every detail is located on a large landscaped lot and there is a two-car garage.

**NEW SEMI-BUNGALOW**

\$8,000  
Living room, dining room, kitchen, downstairs, three large bedrooms and complete bath. W.P. fireplace, laundry, furnace, ivory and mahogany trim and oak floors. Large lot and one-car garage.

**BRAND NEW 2-FAMILY**

JUST OFF COURT ST.  
\$12,500—2,500  
Living room, dining room, kitchen, three bedrooms and the bath in each apartment. White enamel and mahogany trim and oak floors. Two-car garage. \$5,000, 2 1/2% bank mortgage.

**OWNER MUST SELL**

This beautiful semi-bungalow just off Court, complete with garage, brick fireplace, laundry, sleeping porch fully screened, mirror doors and beautiful mahogany.

**UNUSUAL TWO-FAMILY**

\$12,500  
Brand new two-family having large living room with open fireplace, dining room, kitchen with plaster of egyptian paper, three bedrooms, one of which has five windows and bath in each apartment. Beautiful tile decorations and electrical fixtures. One-car cement block garage. Reasonable down payment.

**EASTWOOD**

**BUNGALOW A STEP FROM JAMES**

\$6,300  
Large living room, dining room, kitchen, two bedrooms and bath all on one floor. Ivory and mahogany trim, oak floors. Clapboard exterior. Glass enclosed sun porch. Small down payment.

**LARGE SEMI-BUNGALOW**

\$7,500  
Owner must sell and will consider any reasonable offer on this eight-room semi. Furnace, bath, combination range, ivory and mahogany trim. Hardwood floors. One-car garage. 2% first mortgage.

**NEW TWO-FAMILY**

ONLY \$12,500  
Each apartment has three living rooms, two bedrooms and bath. Fireplaces, gas range, laundry trays. Ivory and mahogany trim, oak floors. There is a \$5,000 2 1/2% bank mortgage and the property is well rented.

**JUST OUTSIDE OF THE CITY**

**NEW TWO-FAMILY—2 CAR GARAGE**  
Three living rooms, three bedrooms and bath in each apartment. Fireplaces, laundry trays, gas range. Ivory and mahogany trim, oak floors. 11-ft. lot and two-car garage. \$5,000 bank mortgage.

**UNIVERSITY SECTION**

**A REAL SPANISH TYPE**  
House, complete with all latest improvements. Has large front porch and is a real buy at \$12,500. You should see this.

**ON WESTMORELAND AVE.**

5-room semi-bungalow, all 11-16 inch oak floors, large tiled bath, breakfast room, Morgan one-burner stove, large cedar room, enclosed sleeping porch. A dandy buy. Make us an offer. Any reasonable offer accepted.

**A WONDERFUL "2"**

Built by a builder for a home, has every modern convenience and is really exceptional. Call us and let us show you what you can buy for \$15,900.

**A SACRIFICE—LARGE "2"**

Fireplaces, tile bath, sleeping porch, tennis garage. A north-westerly location. Can we show you this home and locate your offer?  
We have some wonderful buys in one and two-family houses in University Section. All are in first class condition, and we would be glad to show you a real investment. You should see the fine homes we are selling in the Salt Springs Section.



407 GURNEY BUILDING  
Phone 2-2286-7; Res. 2-2929

**EASTWOOD**

**BUNGALOW A STEP FROM JAMES**

\$6,300

Large living room, dining room, kitchen, two bedrooms and bath all on one floor. Ivory and mahogany trim, oak floors. Clapboard exterior. Glass enclosed sun porch. Small down payment.

**LARGE SEMI-BUNGALOW**

\$7,000

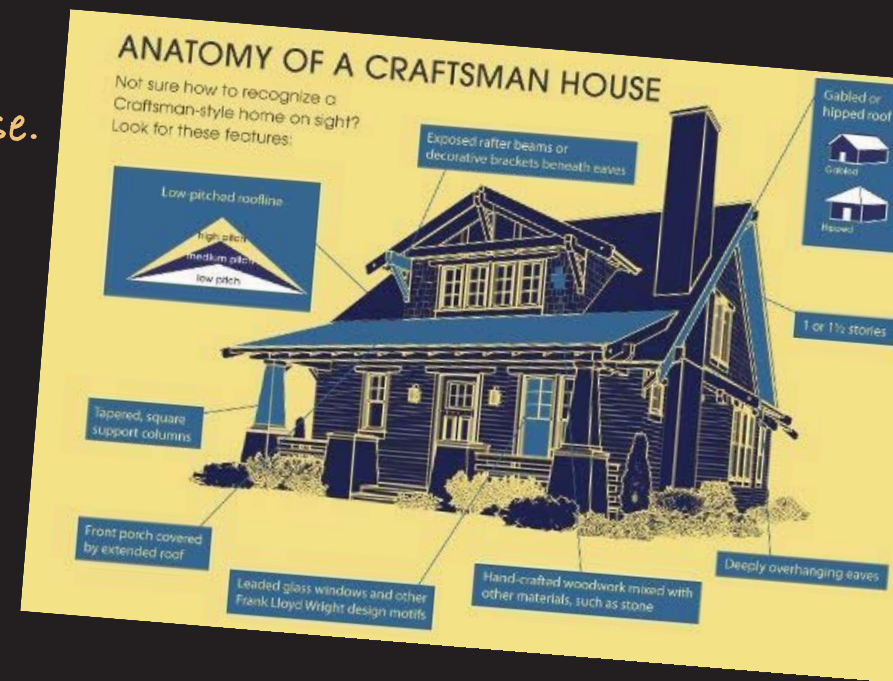
Owner must sell and will consider any reasonable offer on this eight-room semi. Furnace, bath, combination range, ivory and mahogany trim. Hardwood floors. One-car garage. 2% first mortgage.

# CRAFTSMAN STYLE

Also called American Craftsman, Craftsman Bungalow, California Bungalow, Arts & Crafts, and Semi-Bungalows. The name Craftsman was appropriated from furniture-maker Gustav Stickley. Most Popular 1900 – 1930.

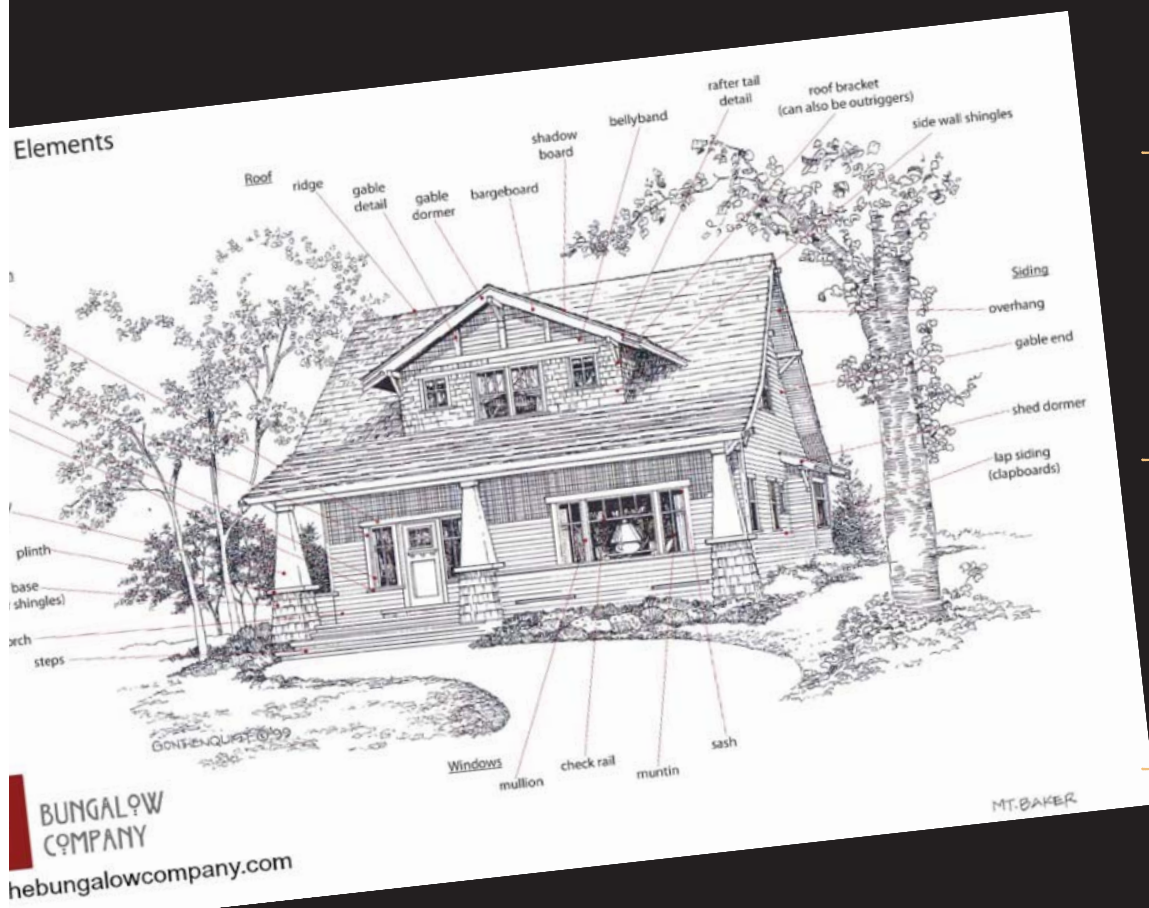
## Typical Features:

- Often single story house or 1 1/2 story house.
- Semi-bungalows have a second floor
- Low pitched roof
- Wide overhangs with exposed rafter tails
- Natural materials – Stucco, shingles
- Tapered Columns and porches
- Exposed beams
- Inglenooks – fireplaces with seating
- Rough brick or stone chimneys





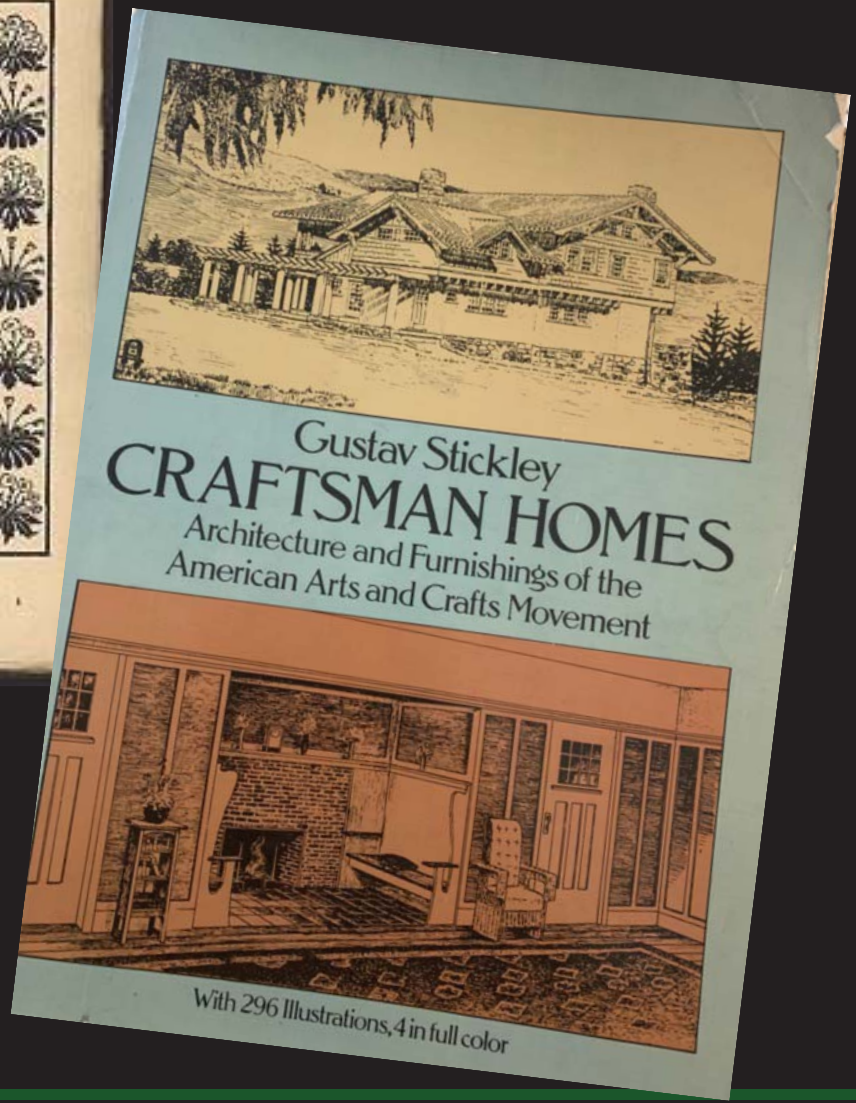
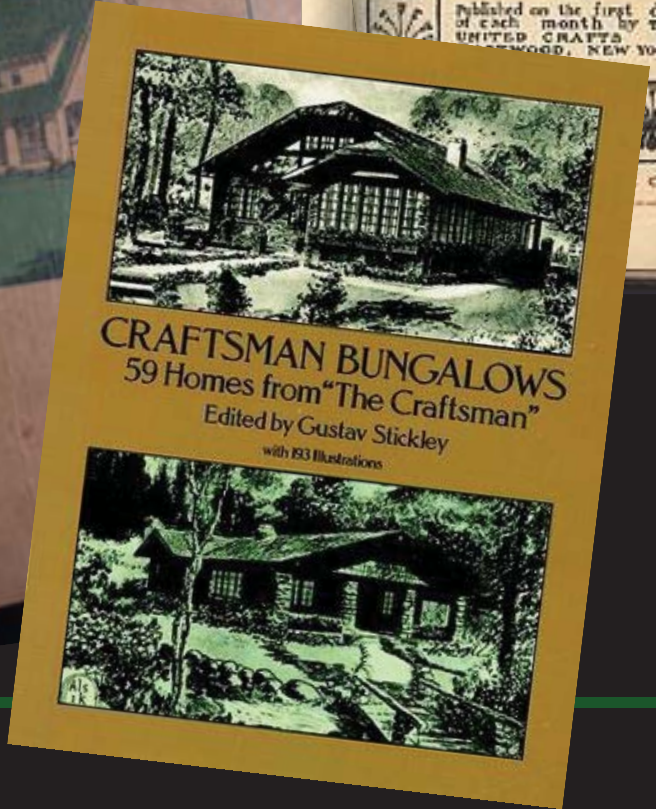

# CRAFTSMAN STYLE



- Emphasis on durability, economy of space, materials, open floor plans, and built-ins to prevent crowding.
- Popularized in *The Craftsman Magazine*, *House Beautiful*, *Good Housekeeping*, etc. and many many builder's catalogs.
- Quickly became the most popular and fashionable smaller house in the country.


B

# STICKLEY HOUSE PLANS



B

# STICKLEY HOUSE PLANS



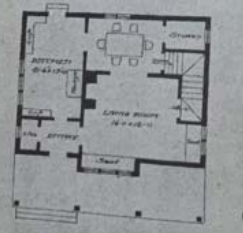
A PLEASANT AND HOMELIKE COTTAGE DESIGNED FOR A SMALL FAMILY



Published in *The Craftsman*, February, 1905.

VIEW OF COTTAGE FROM THE FRONT.

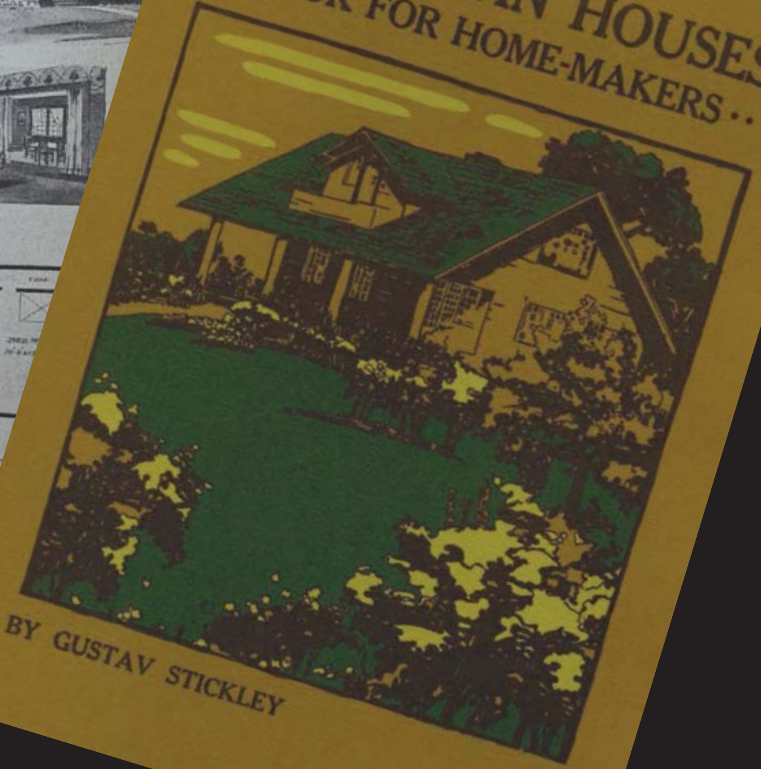
A COTTAGE PLANNED WITH A SPECIAL IDEA TO ECONOMICAL HEATING



Published in *The Craftsman*, March, 1905.

THE USE OF THE BAY WINDOW ON THE LOWER FLOOR IS ONE OF THE INTERESTING FEATURES OF THIS PLAIN LITTLE DWELLING. THE INTERESTING ARRANGEMENT OF ROOMS AND TO UTILIZE ALL THE SPACE OCCUPIED BY THE BAY WINDOW IS NOT TO BE EXPECTED FROM THE SPACE OCCUPIED, WHICH IS

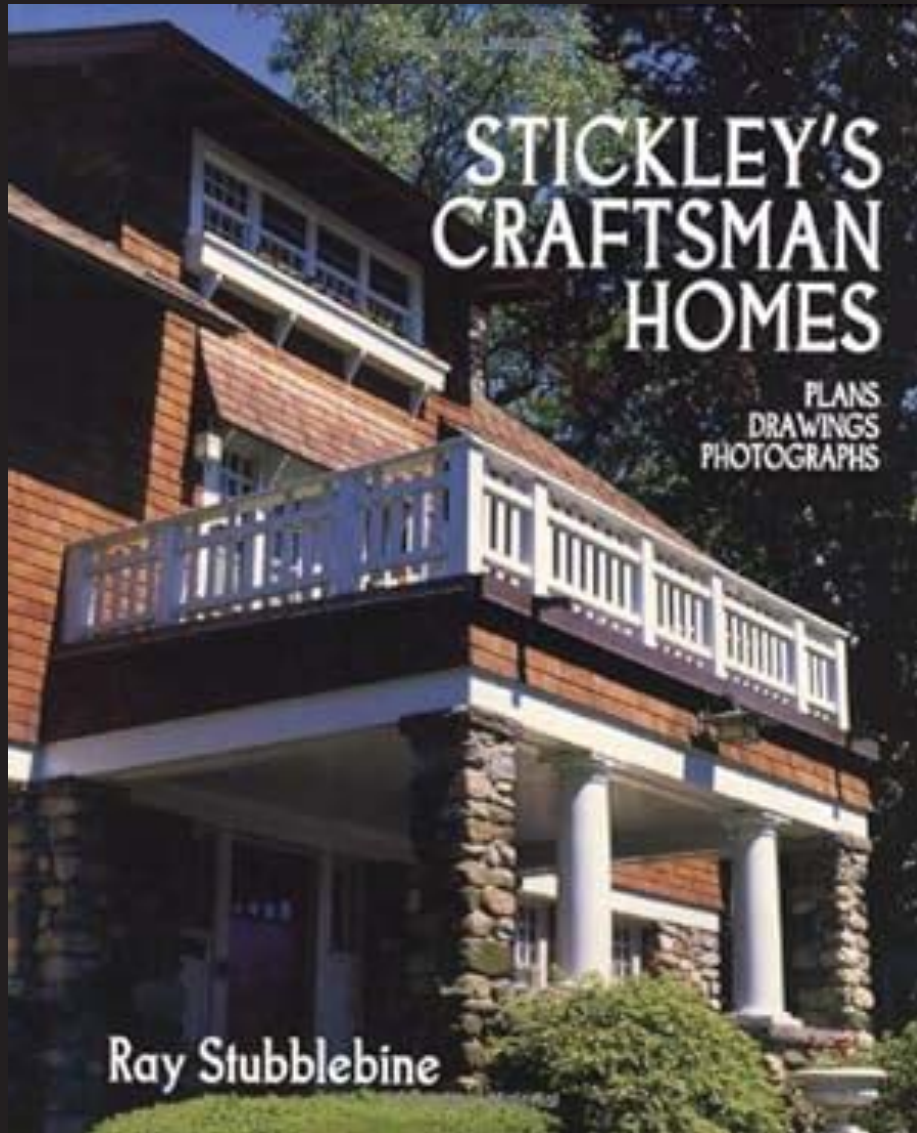
## CRAFTSMAN HOUSES A BOOK FOR HOME-MAKERS ..



BY GUSTAV STICKLEY



# STICKLEY HOUSE PLANS



Stickley's house designs published in The Craftsman 1904 - 1916.

All the designs from 1 to 221,

# Mail Order House Plans

## SEARS, ROEBUCK CATALOG OF HOUSES 1926



An Unabridged Reprint  
Sears, Roebuck and Co.

### EIGHT ROOMS AND BATH



**THE BEDFORD** bungalow home is readily admired wherever built. Its exterior is given a substantial appearance by the use of heavy columns and solid porch railing. It is planned to be constructed with first story of brick veneer and with shingle gables and dormer.

#### THE FIRST FLOOR

**The Living Room.** The big front porch, size 25 feet by 8 feet, leads to the entrance hall. The living room measures 19 feet 1 inch by 12 feet 5 inches and so makes an ideal room. The left wall is grained by a mantel and fireplace, which has a high casement window on each side. Generous wall space and floor area provide for accommodating a piano and complete furnishings. The attractive grouping of four front windows gives the room plenty of light.

**The Dining Room.** The opening between the living room and the dining room is equipped with French doors. The dining room has a bay window extension, with triple windows, thereby adding to the attractiveness of social occasions. Floor space, 13 feet 3 inches by 13 feet 2 inches.

**The Kitchen** is entered from the dining room through a swinging door. Much thought has been given to provide a convenient place for all necessary kitchen equipment. For example: The sink is located under the double windows, with built-in cabinets and pan cupboards on each side. The range and refrigerator space is located on the right wall. A door leads to the rear entry, which has stairs to attic and basement.

**The Bedrooms** on this floor connect with the small hall immediately off the dining room. Each bedroom has two windows and a clothes closet.

**The Bathroom** is located between the bedrooms. All of the plumbing may be roughed-in on one wall saving on installation cost. It has a built-in medicine cabinet and a window.

#### THE SECOND FLOOR

The stairway from the first floor leads to the hall on the second floor. This hall connects with the three bedrooms. The front bedroom is generally used as an upstairs sewing room or living room, size 11 feet 2 inches by 12 feet 5 inches. The bedroom at the left is 11 feet 11 inches by 16 feet 4 inches, and the bedroom at the right measures 11 feet 11 inches by 12 feet 6 inches. Each of the rear bedrooms has a good size clothes closet.

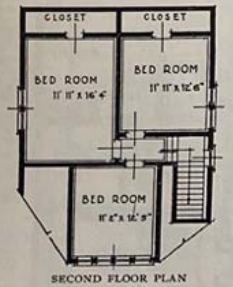
The arrangement of the upstairs bedrooms, separated as they are from the rooms on the first floor, is very practical from a revenue earning standpoint. The upstairs bedrooms can be used from the outside without going through the living rooms of the first floor. Then, again, it makes a good home for large families.

**The Basement.** Room for heating plant, laundry and furnace.

**Height of Ceilings.** First floor, 9 feet from floor to ceiling; second floor, 8 feet 6 inches from floor to ceiling; Basement, 7 feet from cement floor to joists.

#### What Our Price Includes

At the price quoted we will furnish all the material to build this eight-room bungalow, consisting of:  
Lumber: Lath;  
Roofing: Best Grade Clear Red Cedar Shingles;  
Siding: Clear Cypress or Clear Red Cedar; Bevel;  
Framing Lumber, No. 1 Quality Douglas Fir or Pacific Coast Hemlock;  
Flooring: Clear Grade Douglas Fir or Pacific Coast Hemlock;  
Porch Ceiling, Clear Grade Douglas Fir or Pacific Coast Hemlock;  
Finishing Lumber:  
Chicago Design Hardwood (see pages 110 and 111);  
High Grade Millwork (see page 121);  
Interior Doors, Two-Panel Design Douglas Fir;  
Trim, Beautiful Green Douglas Fir or Yellow Pine;  
Windows of California Clear White Pine;  
Medicine case;  
Kitchen De Luxe Outfit;  
Eaves Trough and Down Spout;  
60-Lb. Building Paper; Sash Weights;  
Paint for Two Coats Outside Trim;  
Chicago Design Lathes for Two Brush Coats;  
Stain for Shingles and Siding;  
Varnish and Shellac for Interior Doors and Trim.  
We guarantee enough material to build this house.  
Price does not include cement, brick or plaster.  
See description of "Home Plan" houses on pages 11 and 13 of Modern Home Catalog.



**OPTIONS**  
Sheet Plaster and Plaster Finish, to take the place of wood lath, \$260.00 extra. See page 109.  
Storm Doors and Windows, \$118.00 extra.  
Storm Doors and Windows, galvanized wire, \$77.00 extra.  
Oriental Slate Surfaced Shingles, in place of wood shingles, \$49.00 extra.  
For prices of Plumbing, Heating, Wiring, Electric Fixtures and Shades see pages 130 and 131.

For Our Easy Payment Plan See Page 144

# Mail Order House Plans

**BUILT BY OUR CUSTOMERS AT A BIG SAVING**




Exact Reproductions of Photographs of Houses Built From Our Free Plans and With Our Materials. See Builders' Letters on Opposite Page.

**SEARS, ROEBUCK AND CO., CHICAGO ILLINOIS**

# Mail Order House Plans

**REFINEMENT AND COMFORT HERE**



**The ELSMORE** Honor Bill **\$1,945<sup>00</sup>**  
No. 2013 "Already Cut" and Fitted.

See Description of "Honor Bill" Houses on Page 7.

At the above price we will furnish all the material to build this five-room bungalow, consisting of mill work, flooring, siding, porch ceiling, finishing lumber, building paper, eaves trough, down spout, sash weights, mantel, china closet, medicine case, hardware, painting material, lumber, lath and shingles. We guarantee enough material to build this house. Price does not include cement, brick or plaster.

**A** POPULAR, inexpensive and graceful bungalow, well lighted and ventilated. Large porch, with bungalow columns and porch rail.

**Main Floor** Rooms on the main floor are 9 feet from floor to ceiling. A large hall opens through a cased opening into an exceptionally large living room intended to be used as a combination living room and dining room. Note the beautiful Craftsman front door glazed with square lights of glass to match windows. All the windows are Queen Anne style. The bathroom is located between the two chambers.

**Basement** This house has an excavated cellar under entire house, 7 feet high from floor to joists, with concrete floor.

We furnish our best "Quality Guaranteed" mill work, shown on pages 108 and 109. Interior doors are five cross panel, with trim and flooring to match, all yellow pine, in beautiful grain and color. Windows are made of clear California white pine, with sash weights set in with best grade of paper. Porches have fir edge grain flooring.

Paid for three cubic meters. Varnish and wood filer for interior finish. Chicago Build on a concrete foundation. No. 1 yellow pine framing lumber. Sidel with narrow level granite siding and best grade of thick red oak shingle roof.

**OPTIONS**

Sheet Plaster and Plaster Finish to take the place of wood lath, \$161.00 extra. See page 114.  
Oriental Lath and Shingles, instead of wood shingles, \$27.00 extra.  
Four-Corner Shingle Roof, Red or Sea Green in color, instead of wood shingles, \$27.00 extra.  
Oak Doors, Trim and Floors in Hull and Hinge system, instead of yellow pine, \$221.00 extra.  
Maple Flooring furnished for kitchen and bath room, instead of yellow pine, no extra charge.  
Storm Doors and Windows, \$27.00 extra.  
Screen Doors and Windows, each \$1.00.  
Mantel is not wanted, deduct \$20.00.  
This house can be built on a lot 48 feet wide. Furnished with Basement Steps, going down from kitchen and admitting white light in living room, no extra charge.  
For orders of Trim, Hardware, Wiring, Electric Fixtures and Shades see page 113.

C. M. DIXON.

Our Guarantee Protects You—Order Your House From This Book  
Price Includes Plans and Specifications.

**SEARS ROEBUCK AND CO. CHICAGO-PHILADELPHIA**

**SIX ROOMS AND BATH**



**The Hampton** Honor Bill **\$1,681<sup>00</sup>**  
No. 2208 "Already Cut" and Fitted

LOW architecture features The interior is designed for a larger amount of room than is usual in relation to the rest of the house in order to promote the comfort of the material and "Honor Bill" will it will make a comfortable room. At front of the house porch which can be enclosed any time. From the porch living room, which measures 11 feet 11 inches.

**The Dining Room.** A large cased opening between and vestibule and provides suitable wall space in both rooms for the placing of furniture.

**The Kitchen.** A swinging door connects the dining room and kitchen. An efficient arrangement of the cabinets and sink with space for range and table saves space for breakfast, making the daily work a pleasure. From the kitchen a door opens into the enclosed rear porch for ice box in rear of the door. From here the living room.

**The Bedrooms.** The front bedroom opens from the living room. It has a clothes closet, and two windows. A small hallway is entered from the dining room. It is lighted by two windows and a window. The bedroom is on one wall.

**Basement.** Room for laundry, furnace and storage. Height of Cellars. Basement is 7 feet from floor to ceiling. Main floor rooms are 9 feet from floor to ceiling.

**What Our Price Includes**

At the price quoted we will furnish all the material to build this six-room bungalow consisting of:  
Lumber; Lath;  
Roofing, Best Grade Clear Red Cedar Shingles;  
Framing Lumber, No. 1 Quality Douglas Fir, or Pacific Coast Hemlock;  
Flooring, Clear Grade Douglas Fir, or Pacific Coast Hemlock for All Rooms, Clear Edge Grains Fir for Porch Ceiling, Clear Grade Douglas Fir or Pacific Coast Hemlock;  
High Grade Millwork (see pages 110 and 111);  
Trim, Beautiful Grain Douglas Fir or Yellow Pine;  
Kitchen Cabinet, Medicine Case;  
40-Pound Building Paper; White Pine;  
Eaves Trim and Down Spout;  
Searsford Dimple Hardware; Sash Weights;  
Paint for Three Coats Outside Trim and Siding;  
Shells and Varnish for Interior Trim and Siding.  
Complete Plans and Specifications.  
Built on a concrete and brick foundation and excavated under entire house.  
We guarantee enough material to build this bungalow. Price does not include cement, brick or plaster.  
See description of "Honor Bill" Houses on pages 11 and 12.

**OPTIONS**


Sheet Plaster and Plaster Finish to take the place of wood lath and plaster, \$164.00 extra. See page 109.  
Storm Doors and Windows, \$55.00 extra.  
\$26.00 extra.  
Screen Doors and Windows, \$55.00 extra.  
Oriental Slate Surface Shingles, instead of wood shingles, \$44.00 extra.

For prices of Plumbing, Heating, Wiring, Electric Fixtures and Shades see pages 130 and 131.

**For Our Easy Payment Plan See Page 144**

KATHERINE COLE STEVENSON AND H. WARD JANDI

# HOUSES BY MAIL



*A Guide to Houses from Sears, Roebuck and Company*

NATIONAL TRUST FOR HISTORIC PRESERVATION







### The SALEM

Another excellent Semi-Bungalow. This shows a different layout of second floor rooms and, therefore, requires a slightly larger house. The house is so designed that the proportions appeal to the most artistic sense. Inside the rooms are attractively laid out. The bedrooms are very large each having a commodious closet.



### The MORAVIA

A home which has been lived in and found satisfactory is sure proof that it is all right. Here is a house that has been built a number of times in different sections of the city and every owner has been pleased beyond words. Every room is large and well lighted. The extra room on the first floor can be used for many purposes, such as an office, den or bedroom. The kitchen is a delight to any housekeeper. There are three large bedrooms on the second floor, each with closets, which are big enough to provide storage space if desired.

The bath is well located and conveniently arranged.



### The HOLLYWOOD

There are few bungalows more attractive in appearance than the Hollywood and there are none with a better floor plan. The living room at one side of the entrance is large and well proportioned. At the other side is the dining room with the kitchen back of it. The rear of the house is taken up by two large bedrooms and a bath. Two more bedrooms and a bath can be provided, if necessary, on the second floor. This is a large house and should have a lot at least 50 feet wide.



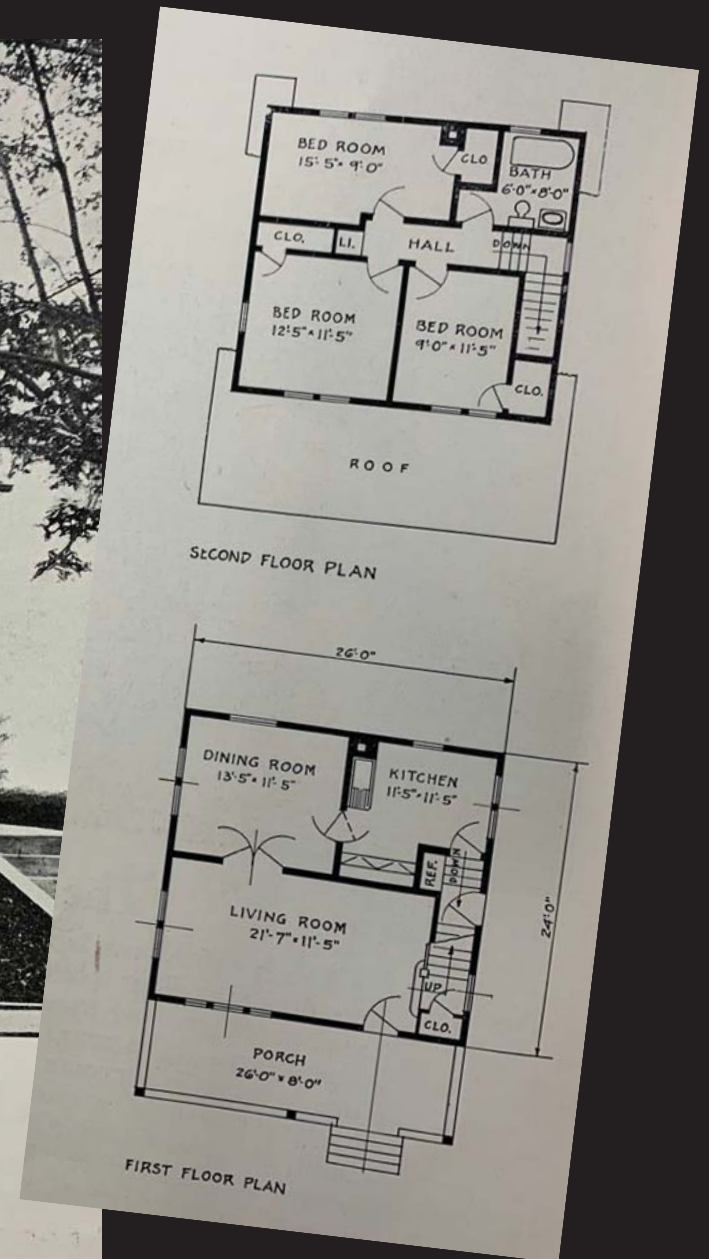
### The ALBURGH

This is a very pleasing type of semi-Bungalow. It is compact and livable. The arrangement of rooms is carefully planned to take advantage of every inch of space. There is ample closet room and a large attic. The house is simple to construct and can be built at a reasonable price.




## The EASTWOOD

When building for a home or for speculation one should always consider what would sell most readily. This type of home is at all times readily marketable. It is compact, well arranged and provides everything desirable in a house.



# EASTWOOD BUNGALOWS



OR  
IN  
VE.

two-  
erman  
to has  
City.  
nown  
nd he  
s per-  
erty  
ayette

Haw-  
der of  
church  
prop-  
vision  
t will  
nd in-

turner  
Whit-  
a the  
drow-  
oultry  
and

Above, left—Attractive new  
Michael Nolan of the Nolan  
through the Egan office. Right  
chased by Julia Dettor from  
Below—New bungalow at 204  
ington to Edward A. Whitmore

## BUNGALOWS IN DEMAND AMONG HOME SEEKERS



## BUNGALOWS IN DEMAND AMONG HOME SEEKERS

The home of Scott A. Huntington at 201 Forest Hill Drive was among the four bungalows which changed hands during the week through the C. S. Dooley real estate office. Mr. Huntington sold his house to Mr. and Mrs. Edward S. Whitmore who will take possession for a home May 15.

The bungalow has an exterior of wide clapboards, and there is a large front porch. The interior is finished with many modern appointments, including open brick fireplaces, built-in bookcases, and a trim of ivory and mahogany. French doors separate the living room from the dining room, and there are three bedrooms, a kitchen and a bath. A one-car garage completes the property.

Mrs. E. C. Rauch has bought a new semi-bungalow at 225 Primrose Avenue from Daniel J. Jones. The exterior is of wide clapboards, and there are both front and rear porches. There are large living room, dining room, kitchen with built-in conveniences on the first floor; and upstairs are three bedrooms, a sleeping porch and a bath. The interiors are finished in white ivory, and the floors are in oak. Mrs. Rauch has purchased for a home, and she will take possession May 1.

A new semi-bungalow at 147 Medford Road has been bought by M. W. Barnes of Liverpool from John C. Harlow. It has living room, dining room, kitchen and breakfast nook on the first floor; and upstairs there are two bedrooms and a bath. The interiors are finished in ivory and mahogany. A one-car garage occupies the rear of the property. Mr. Barnes has purchased for a home, and he will take possession May 1.

B

# EASTWOOD BUNGALOWS

## Real Estate

### Dr. Stevens Buys Home

**Shotwell Park** Residence  
Sold Through Eagan

Dr. Frederick Stevens has purchased an attractive California bungalow for his new home at 166 Shotwell Park from Mr. and Mrs. Herold Teale through Eagan Real Estate, Inc.

The bungalow has a large living room with beamed ceiling, attached dining room, kitchen, two bedrooms, life bath. The lot is large and

### Bungalow Sold



The one-story frame bungalow, above, which is situated at 116 Shotwell Park, was recently sold to

Eagan Real Estate Company.

Shotwell Park



B

# EASTWOOD BUNGALOWS

Mrs. Jennie Hannon has purchased from Henry E. Bragg his new California bungalow at 313 N. Edwards Avenue. The house contains a large living room with fireplace, dining room of ample dimensions, kitchen, two large bedrooms and bath.

**EASTWOOD**  
California bungalow, containing five rooms and bath on first floor; one room finished off in attic; oak floors with mahogany and ivory finish; \$7,000.



Stafford Ave



Grant Blvd.



South Midler



Forest Hill Drive

B

# EASTWOOD BUNGALOWS



South Edwards Avenue

B

# EASTWOOD BUNGALOWS



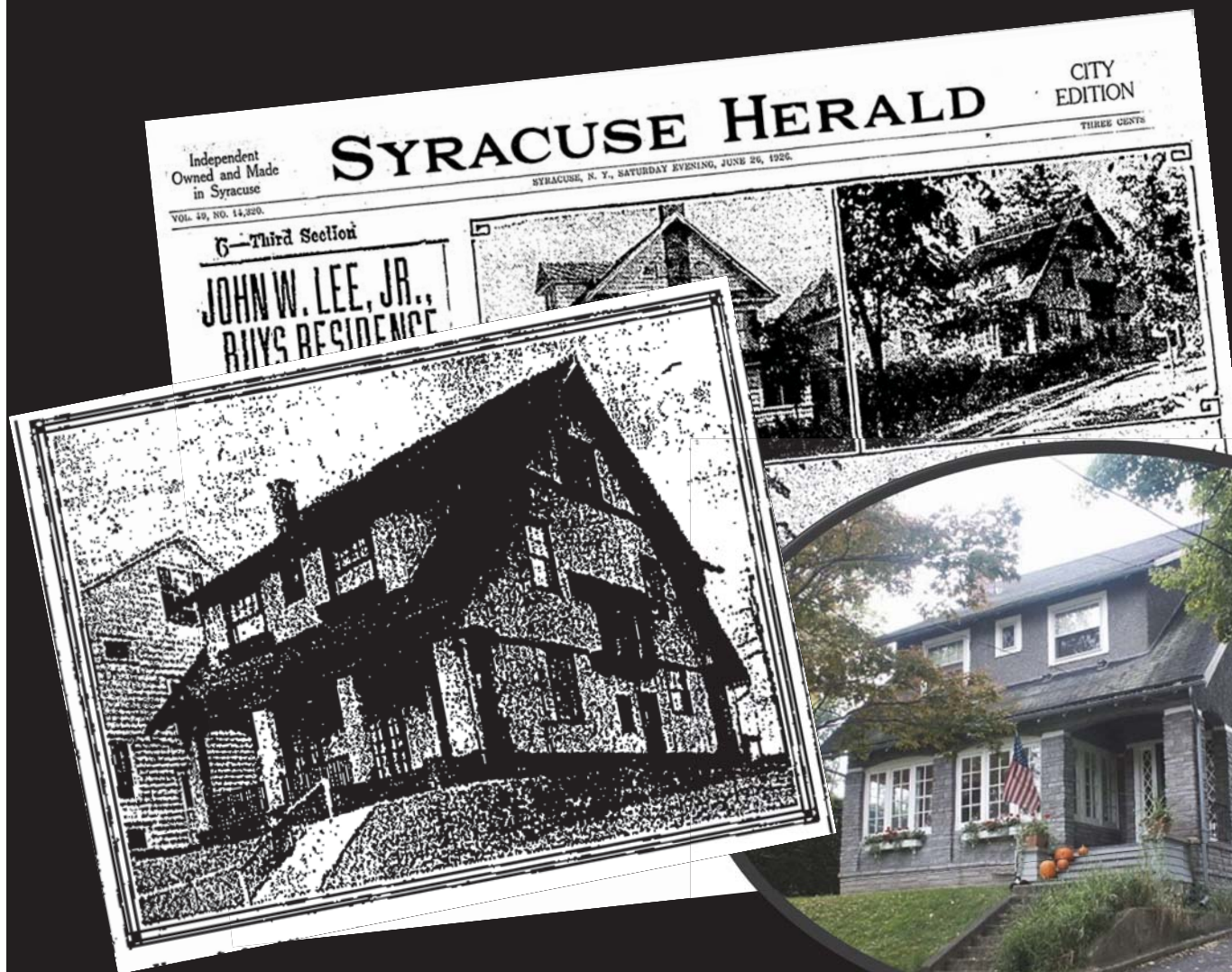
Forest Hill Drive



Hickok Avenue



# EASTWOOD SEMI-BUNGALOWS



“A semi-bungalow is a house with a main floor and an upper floor built into what would typically be an attic. The second floor of a semi-bungalow is never as large as the main floor.”

## R. W. JOHNSON SELLS REALTY IN RUGBY ROAD

Transfers Semi-Bungalow to  
Fred Andrews on  
May 1.

## WASHINGTON MAN BUYS

Purchases Residence in  
Kensington Road from  
Mrs. Julia Kinney.

R. W. Johnson has sold his semi-bungalow at No. 111 Rugby road to Fred Andrews for a home. Terms of sale call for possession May 1.

C. H. Dawley was the broker. The lot has frontage of 25 feet and the house stands back from the street with more than the usual amount of shade. It is a stucco home with brick foundation.

On the first floor are a reception hall, large living room with fireplace, dining room, butler's pantry, kitchen and refrigerator room. The second floor has four bedrooms, bath and sleeping porch and the third a maid's room. The living room is finished in chestnut with french doors opening into the dining room. There is a one-car stucco garage.

B

# EASTWOOD SEMI-BUNGALOWS



Nichols Avenue



Hickok Avenue



Hickok Avenue

B


# EASTWOOD SEMI-BUNGALOWS



Glencove Road at Plymouth

B

# EASTWOOD SEMI-BUNGALOWS




Upper left—Residence at 3502 James Street sold by the Eagan Real Estate for Charles R. Northrip to Arthur C. Mead. Right—Home at 227 West Hill Drive purchased by Minnie Beranco from Emma Stallwood through the offices of Bernard F. Ryan. Lower—Semi-bungalow at 182 Exbury Road, Eastwood, sold by McCain Realty Company for Forris Billington to George Goldstein.

B

# EASTWOOD SEMI-BUNGALOWS

Karl Prehn has sold his semi-bungalow located on 116 Plymouth Drive to Mrs. S. E. Bush. This house contains an attractive living room with open brick fireplace, tinted walls, and large dining room. The kitchen is finished in white enamel with breakfast room, built-in ironing board and other built-in features. The exterior is of clapboard and has a tile porch facing the east.



**EASTWOOD SEMI-BUNGALOW, \$7,000**  
 Attractive new home on improved street. Bath, fireplace, Kelsey furnace and oak floors. Large lot.  
 10% DOWN—OFFER WANTED  
**ONONDAGA HOUSING CORP.**  
 314 EAST FAYETTE STREET. Phone 2-0171

**SEMI-BUNGALOW  
 SHOTWELL PARK**

Here is a beautiful new home, well located, contains four living rooms downstairs, four bedrooms up; fireplace, laundry trays, awnings, screens; lot 50x150 with 2-car garage. Owner anxious to sell for only \$2,000 down.

**Goettel-Moore**  
 CAHILL BLDG.  
 Warren 7610-M

B

# EASTWOOD SEMI-BUNGALOWS



Hickok Avenue



B

# EASTWOOD CRAFTSMAN STYLE



Former James St.  
Methodist Church 1919



Nichols Avenue


# SYRACUSE HERALD MAGAZINE SECTION

VOL. 46, NO. 2,374.


SYRACUSE, N. Y., SUNDAY MORNING, MARCH 21, 1926.

TEN CENTS

## Eastwood



HOME OF NAF WEINHEIMER  
4030 JAMES






B




D

# GUSTAV STICKLEY'S HOME



THE GUSTAV STICKLEY HOUSE ♦ SYRACUSE, NEW YORK

D




*Stickley' new home  
June 1900  
Queen Anne Style*

*Fire Christmas Eve 1901*



**THE GUSTAV STICKLEY HOUSE ♦ SYRACUSE, NEW YORK**

After the fire  
The new interior  
published in  
The Craftsman  
December 1902:



## Visit to the House of Mr. Stickley


Samuel Howe

**I** PURPOSE this month to extend somewhat farther the series of considerations with which, in the October number of this magazine, I opened my plea for a rehearing of the imminent and now all important question of securing appropriate and simple decorative elements for the modern house.

In the former article I dealt mainly with the making of furniture in the workshops of The United Crafts at Eastwood, giving a glimpse of the daily life among the workers, briefly outlining the frank handling of well-prepared material, and in a general way citing those conditions of industry which have given such flavor to one of the most vital subjects of the present day.


Now I write of the house itself, and I have selected the house of Mr. Stickley as an illustration, because it is so singularly free from pretension. It contains evidence of serious thought and honest intent, with abundant freshness and wholesomeness, which are innovations in these days of machine carving

D



THE GUSTAV STICKLEY HOUSE ♦ SYRACUSE, NEW YORK

D




Inglenook, Dining-room

*Inglenook & Dining Room 1902 and 1916.*

**THE GUSTAV STICKLEY HOUSE ♦ SYRACUSE, NEW YORK**

D




Mr. Stickley's Room

1902  
*“Mr. Stickley’s Room”  
featured a fireplace  
of Grueby Faience*



THE GUSTAV STICKLEY HOUSE ♦ SYRACUSE, NEW YORK

D




Memories...  
The Personal Property  
Barbra Streisand

Thursday 2 December 1999

CHRISTIE'S  
EAST



Dining-room, Mr. Stickley's House







*Stickley House 2016  
Prior to Exterior  
Restoration*



*The GSH Foundation's goal is to preserve and restore the Gustav Stickley House and to promote the work of Gustav Stickley and the American Arts and Crafts Movement which helped guide social change in the early 20th century.*

# Local & National Media Coverage

APRIL 2016 High Five for Business

**ARTS AND CRAFTS COLLECTOR** HOME BUSINESS DIRECTORY ARTICLES RESOURCES

**Registration Opens for Stickley Syracuse Seminar**  
POSTED ON JULY 31, 2015

0 SHARES

Share On Facebook Tweet It

Get Weather syracuse.com

CENTRAL NY LIVING

**Check out the Gustav Stickley House Foundation's Summer Garden Party (photos)**

Updated on August 28, 2016 at 8:00 PM Posted on August 28, 2016 at 6:57 PM

**Toomey & Co.**  
AUCTIONEERS

CLICK

THE GOOD LIFE

**central newyork** MAGAZINE

MARCH/APRIL 2016

LOVIN' THE OVEN: CNY'S COOKING CLASSES

ON A MISSION: THE RESTORATION OF THE GUSTAV STICKLEY HOUSE

FLASHBACK

CNY'S BEST LAWYERS INSIDE

PERSPECTIVE ON ANTIQUES

with David Rudd

**THE GUSTAV STICKLEY HOUSE, SYRACUSE, NEW YORK**

ON CHRISTMAS EVE 1901, a fire gutted the inside of the Syracuse (N.Y.) Queen Anne home belonging to Gustav Stickley, the innovator at the center of the American Arts and Crafts Movement. Stickley took the disaster as an opportunity, re-imagining the American domestic interior and creating what is viewed as the first mature "Craftsman" home interior. His home on Columbus Avenue made use of recitrilinear ceiling box beams and chestnut paneling to create a flowing

Visit to the House of



Gallery: Gustav Stickley House Foundation fundraiser Skaneateles

47 Shares

Facebook Twitter Email

By **Gary Welts**, gwelts@nyup.com, NYup.com

The Gustav Stickley House Foundation held its first fundraising event at Stickley's Historic Pump House Property at 7 Bobbett Lane in Skaneateles.

The house was where the famed furniture maker Gustav Stickley spent summers during his later years. The foundation is a newly formed group with the mission of raising funds to restore Stickley's home at 438 Columbus Ave. in Syracuse. The house is recognized as the first in the United States to have been decorated in the Craftsman style.

## Looking Forward for a Look Back

AN ARCHITECTURAL ICON RISES FROM THE ASHES A SECOND TIME



TOP: THE EXTERIOR OF PLANTING MAKES GUSTAV STICKLEY'S HOME IN SYRACUSE BEFORE WORK BEGAN. A RESTORING SHOWS WHAT THE HOME WILL LOOK LIKE AFTER RESTORATION. RIGHT: THE FRONT ENTRANCE.

BY AMY BLEIER LONG

For Gustav Stickley (died in 1906) at 438 Columbus Avenue in the Westcott neighborhood of Syracuse — was referred to in 1902, after a Christmas Eve fire the year prior gutted the interior. Found founder Gustav Stickley and his family lived in the Queen Anne style home and the destruction gave Stickley the opportunity to re-design the first and second floors in the American Arts & Crafts style for his growing firm. The historic, featuring rich chestnut paneling and a more open floor plan, is widely considered the first comprehensive residential Craftsman house in the country.

The family sold the house in 1902, but in 1903, one of Stickley's daughters, Barbara Stickley Wilson, brought it back. Stickley later moved with his daughter and her family, living there until his death in 1906. When sold the house in the early 1900s and it changed hands several times over the next 100 years. During that time, the property was divided into five apartments and the original Colonial Revival style house was replaced with an unremarkable Colonial Revival version.

The effort to preserve the home began roughly 20 years ago when David Bond and a partner purchased it. Bond, owner of David's American

## About Gustav Stickley



Gustav Stickley was born in Okauchee, Wisconsin, one of 11 children of carpenter and furniture maker Schuyler Stickley. In 1874, Stickley left school to work in his father's "shop" of carpentry and help support his family. In 1878, Stickley's mother and siblings moved to Onondaga, Pennsylvania, where Gustav worked in his father's chair factory — his first formal training in the furniture industry.

With his brother Charles and Albert, Stickley formed Stickley Brothers & Company in 1883, the name was later changed to the American Arts & Crafts Co. Within five years, the company was dissolved. Stickley formed a partnership, Stickley & Goodrich, in Washington with Edgar Goodrich, a salesman in the furniture trade. During the 1890s, Stickley divided his efforts between his new company and, with his brother Leopold, served as a business of furniture operations at the Auburn State Prison. In 1896, the group merged with his business partner and formed the Craftsman Building Company (dropped the use of the "S" in 1906).

In 1900, he created his New Arts and Crafts works in an experimental line called the New Furniture. In 1902, he changed the name of his firm to United Crafts, issued a new catalogue written by furniture professor Irene Berger, and began to offer written design consultation services to anonymous-based customers who sold, as well as other mostly male, woodworkers.

In October 1903, Stickley published the first issue of "The Craftsman" magazine, an important vehicle for promoting Arts and Crafts philosophy, as well as products of his. Stickley's new furniture reflected his belief in simplicity, beauty in construction, and only materials. Surfaces were unadorned and the wood and metal and stone inlaid was exposed to emphasize the structural qualities of the work. Stained wood backrests emphasized the handmade quality of furniture, which was fabricated using hand tools and techniques and modern woodworking machinery with Stickley's trademarked "S" logo.

In 1903, Stickley changed the name of his company again, to the Craftsman Workshops, and began to market his work — by then including furniture as well as textiles, lighting and metal work — as Craftsman products. Ultimately, more than 100 residences across the United States represented the Craftsman Workshops.

Furthering the development of his concept of the Craftsman home, in 1904 he announced the formation of the Craftsman Home Builders Club to provide architectural plans from The Craftsman to his subscribers. The houses were offered in several styles including the American Bungalow (also the term used to describe the house), town house, cottage and bungalow, among others.

Stickley moved his headquarters to New York City in 1902 and by 1907 began to acquire property to establish a building school for boys in what is now Fair Haven, New Jersey. Lack of interest in the school prompted Stickley to the store with his family system. By 1914, changing tastes and the financial strain of his new 12-story Craftsman Building in Manhattan, convinced as a department store, began to lose their luster. In 1916 he fled for bankruptcy, selling publication of The Craftsman in December 1916 and selling Craftsman Farms in 1917.

Gustav Stickley died on April 21, 1902. He is buried in the Church Street Cemetery in Fair Haven.

In recent decades, Stickley and his work have become recognized once again. It is particularly his early furniture, produced between 1902 and 1904 that is considered rare and extremely collectible. In 2006, Barthelemy Howard paid \$260,000 for a Stickley chair from the Gustav Stickley House in Syracuse. A rare for a single chair, "Carpenter Stickley" and the American Arts & Crafts Movement." was on display in 2007 and 2011.

Gustav's brother Leopold Stickley, son of Gustav and Charles Stickley and John George Stickley also produced Arts and Crafts furniture. The L. & J.G. Stickley Company continues to operate in Skaneateles, producing furniture in a variety of styles, including reproductions of Arts and Crafts designs.

RESTORATION SUCCESSFUL! THE GUSTAV STICKLEY HOUSE HAS BEEN RESTORED TO ITS ORIGINAL 1902 GLORY AND IS NOW OPEN TO THE PUBLIC.

**AMERICAN BUNGALOW**

RESTORATION SUCCESSFUL! THE GUSTAV STICKLEY HOUSE HAS BEEN RESTORED TO ITS ORIGINAL 1902 GLORY AND IS NOW OPEN TO THE PUBLIC.

RESTORATION SUCCESSFUL! THE GUSTAV STICKLEY HOUSE HAS BEEN RESTORED TO ITS ORIGINAL 1902 GLORY AND IS NOW OPEN TO THE PUBLIC.

RESTORATION SUCCESSFUL! THE GUSTAV STICKLEY HOUSE HAS BEEN RESTORED TO ITS ORIGINAL 1902 GLORY AND IS NOW OPEN TO THE PUBLIC.

# 2018 Phase One: Construction

University Neighborhood Preservation Association



## Work Scopes

**Building stabilization, abatement, and exterior restoration.**

- ◆ Roof
- ◆ Building Structure Repairs
- ◆ General Carpentry
- ◆ Stabilization
- ◆ Hazardous Materials & Abatement
- ◆ Cornice Restoration
- ◆ Gutters & Downspouts
- ◆ Masonry Rebuilding & Repointing
- ◆ Exterior Siding & Trim Restoration
- ◆ Limited Electrical
- ◆ Window Restoration
- ◆ Porch Reconstruction

# THE POST-STANDARD

TUESDAY, JULY 3, 2018 [syracuse.com](http://syracuse.com)

SYRACUSE

## MISSION PARTIALLY ACCOMPLISHED

### Exterior restoration of Craftsman furniture maker Gustav Stickley's home is finished



The exterior of famed furniture maker Gustav Stickley's home at 438 Columbus Ave. in Syracuse has been restored to its 1902 appearance. At left is the exterior as it appeared in January 2017 and a rendering of the restored exterior. Below is the completed restoration. Photo by Dick Moriarty. [moriarty@poststandard.com](mailto:moriarty@poststandard.com)



Dick Moriarty [moriarty@poststandard.com](mailto:moriarty@poststandard.com)

The exterior of famed Craftsman furniture maker Gustav Stickley's home in Syracuse has been restored to its 1902 appearance.

Preservation, local and state officials gathered last week at the house at 438 Columbus Ave. to mark the occasion, a milestone in a years-long effort to restore the 118-year-old home.

Underwriting is underway for the second phase of the project, the restoration of its interior. Stickley bought the home in June 2000 and rebuilt its interior in 2003 following a fire.

It is widely regarded as the first comprehensive Craftsman-style residential interior in the nation. Much of Stickley's interior design remains intact on the first and second floors.

Stickley, who died in the house in 1944, is famous for his Craftsman, or mission, style furniture. He was also a major proponent of the Arts & Crafts movement in the U.S. in the early 1900s.

He owned the house from 1900 to 1911 and lived there again from 1919 until his death. The home is listed on the National Register of Historic Places.

The exterior work consisted of extensive repairs to the siding and trim, window restoration, structural stabilization, a new roof, asbestos abatement, and painting the house with

SEE STICKLEY, A12



Gustav Stickley



*Phase One Complete*

meet with my congressman," she said. "He wouldn't meet with us. He wouldn't talk to us. He wouldn't even listen to us."

It was a rousing speech, which captured the frustration that propelled Baher to the top of the Democratic ticket. But there was one detail missing: Katko did meet with Baher early last year.

Baher said she had a meeting with Katko last March, though she was disappointed with the format and Katko's answers.

According to Erin O'Connor, a spokeswoman for Katko, Baher also had a meeting with Katko's district director in Syracuse and one with his legislative director in Washington. Katko spoke with Baher on the phone last January and met her in person



THE GUSTAV STICKLEY HOUSE ♦ SYRACUSE, NEW YORK

B

***“This is a place where genius was revealed. Within these walls, surrounded by an environment wholly of his own creation, Gustav Stickley developed and promoted the Craftsman lifestyle to the nation and the world. As one of the birthplaces of the Arts & Crafts movement, I rank this house at the same level with the William Morris Red House in the UK, and the Oak Park Home and Studio of Frank Lloyd Wright. This is where the Craftsman style originated – right here. This is world-class.”***

Michael Lynch, Director  
Division of Historic Preservation  
New York State Office of Parks, Recreation and Historic  
Preservation

Phase One completion celebration in June 2018.



**THE GUSTAV STICKLEY HOUSE ♦ SYRACUSE, NEW YORK**

B



*Interior Entry to  
be Restored-  
Phase 2*

THE GUSTAV STICKLEY HOUSE ♦ SYRACUSE, NEW YORK

B




*Interior to be Restored - Phase 2*

**THE GUSTAV STICKLEY HOUSE ♦ SYRACUSE, NEW YORK**



B



*Interior to be Restored - Phase 2*

**THE GUSTAV STICKLEY HOUSE ♦ SYRACUSE, NEW YORK**

B

## Phase Two Project Partners:

*The Gustav Stickley House Foundation, Inc.,  
the Greater Syracuse Land Bank, and the Onondaga Historical Association.  
Phase One Sponsor: University Neighborhood Preservation Association.*

## Project Consultants:

*Crawford & Stearns, Architects and Preservation Planners, PLLC  
and EDR – Environmental Design & Research, DPC*

For more information please contact  
The Gustav Stickley House Foundation, Inc.  
<http://gustavstickleyhousefoundation.org>  
Via Email: [stickleyhousefoundation@gmail.com](mailto:stickleyhousefoundation@gmail.com)

For updates on the project follow us on  
*Facebook* at “Gustav Stickley House”  
And on *Instagram* at @gustavstickleyhousefoundation

Tax-deductible donations can be made to:  
The Gustav Stickley House Foundation, Inc.  
226 Teall Avenue #6017 • Syracuse, NY 13217

